

Salad & Sandwich Prep Table – Door



GSU-28(8)-HC



GSU-36(10)-HC



GSU-48(12)-HC



GSU-60(16)-HC



GSU-72(18)-HC

Features & Benefits

System

- Digital temperature control & monitor
- Hot gas condensate system
- Automatic evaporation & defrost system
- 70-degree-open and insulated stainless steel covers eliminate heat transfer and protect products when closed
- Locking the dispenser bar locks the pan in place to prevent product spills

Temperature

- Enhanced Airflow Holds Product Temperature 32°F~41°F (0°C~5°C)

Components

- Accommodate 6" deep pans (pans are optional)
- Compact size (344mm) and reversible cutting board is easily removed for cleaning or additional use
- PVC coated sturdy wire shelves
- 4" heavy duty casters with brakes standard

Strong & Durable Cabinet Finish

- Stainless steel finished top, front, sides and doors
- Galvanized steel finished back and bottom

User Friendly Door

- Auto-closing doors
- Sturdy and easy-grip handles and doors that open effortlessly
- Magnetic door gasket provides an easy-to-remove feature for cleaning or replacement feature

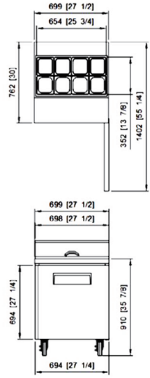
Options

- Drawer mixed model available
- Leg models available

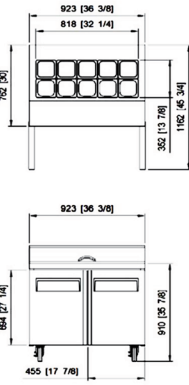
Slight Variations May Exist

Plan View

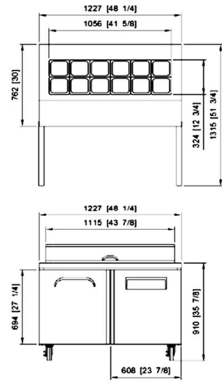
GSU-28(8)-HC



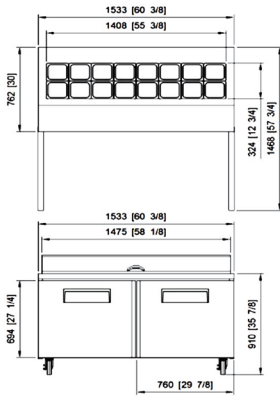
GSU-36(10)-HC



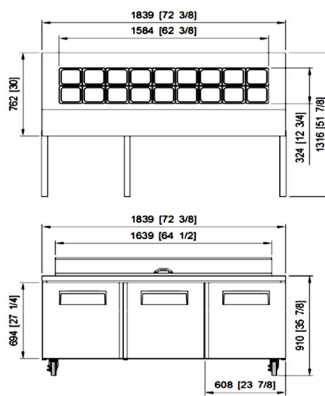
GSU-48(12)-HC



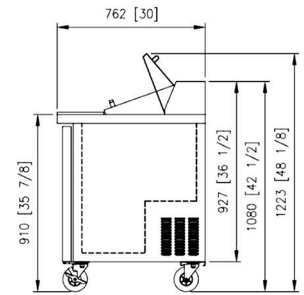
GSU-60(16)-HC



GSU-72(18)-HC



ALL SIDE



Specifications

Model	Capacity (cu.ft/ ℓ)	Exterior Dimension (Inch/mm)			Net Weight (lb/kg)	Gross Weight (lb/kg)	Amps	Voltage (V/Hz/Ø)	HP	Refrigerant	No. Shelves	No. Doors	No. Pans (1/6")
		W	D	H									
GMU-28 (12)-HC	6.55	27 1/2	35 1/4	44 1/8	168	176	3.4	115/60/1	1/5	R-290	1	1	12
	186	699	895	1,120	76	80	2.0	220/50,60/1					
GMU-36 (15)-HC	8.92	36 3/8	35 1/4	44 1/8	203	216	3.4	115/60/1	1/5	R-290	2	2	15
	252	923	895	1,120	92	98	2.0	220/50,60/1					
GMU-48 (18)-HC	12.23	48 1/4	35 1/4	44 1/8	247	265	6.0	115/60/1	3/8	R-290	2	2	18
	346	1,227	895	1,120	112	120	3.2	220/50,60/1					
GMU-60 (24)-HC	15.56	60 3/8	35 1/4	44 1/8	278	300	6.0	115/60/1	3/8	R-290	2	2	24
	441	1,533	895	1,120	126	136	3.2	220/50,60/1					
GMU-72 (30)-HC	18.75	72 3/8	35 1/4	44 1/8	324	353	6.1	115/60/1	3/8	R-290	3	3	30
	531	1,839	895	1,120	147	160	3.2	220/50,60/1					

* External dimensions include 5" caster height

GRAND has the right to change specifications without further notice.



Grand Manufacturing LLC
www.grandmfgllc.com

